

LB-62-10-ASPO Standard Gain Horn Antenna 12.4-18GHz 10dB Gain Rectangular Waveguide Interface



Standard Gain Horn Antenna Operating From 12.4GHz to 18GHz With a Nominal 10dB Gain With Rectangular Waveguide Interface

Product Information

SKU	LB-62-10-ASPO
-----	---------------

Description

Standard Gain Horn Antenna LB-62-10-ASPO, operating from 12.4 to 18GHz with a nominal 10dB gain and low VSWR 1.50:1 with FBP140 output. The model LB-62-10-ASPO has uniform gain through its frequency span, providing efficient performance characteristics and directionality. Constructed of lightweight corrosion-resistant aluminum, the horn comes with a specially designed weatherproof radome which provides excellent protection against the rain and dust but has very little loss across the full operating frequency band. This standard gain horn antenna is linearly polarized and ideally suited for EMI testing, direction finding, surveillance, antenna gain and pattern measurements and other applications.

Technical Specification

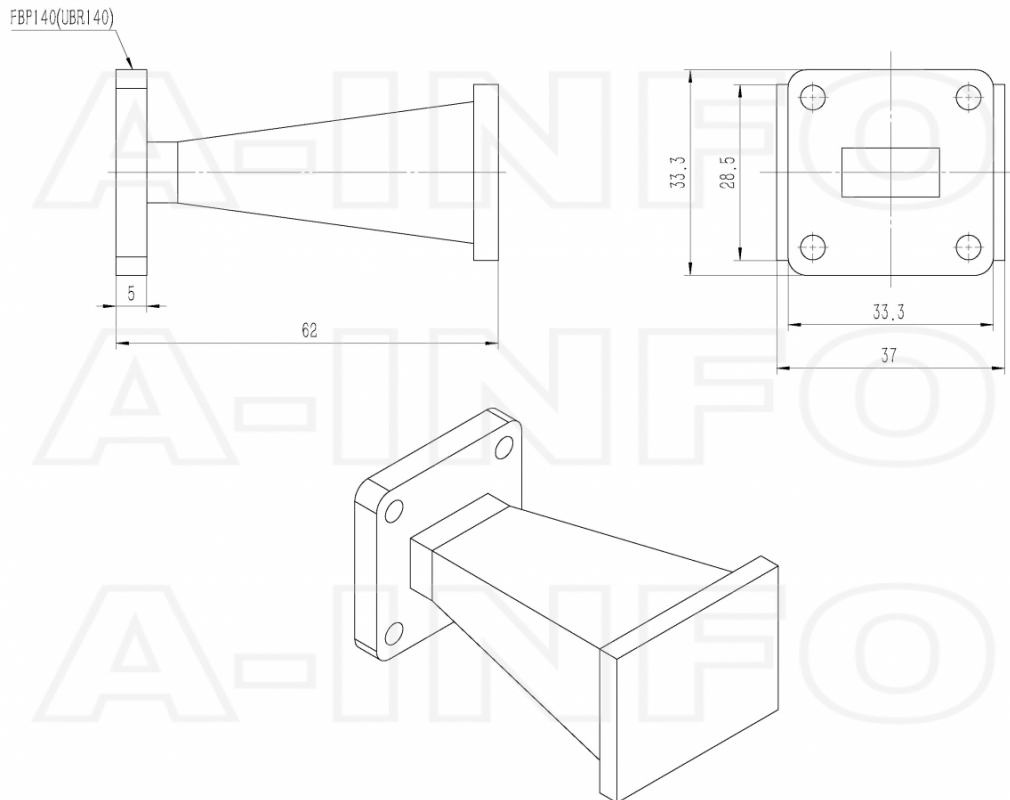
Electrical Specification		Interface	
Frequency, Min (GHz)	12.4	Output Type	Waveguide
Frequency, Max (GHz)	18	Flange Style	Square
Waveguide Type	Rectangular	Flange Type	Cover
Waveguide Size EIA WR	WR62	Flange Designation	FBP140(UBR140)
Gain, Typ (dBi)	10	Connector Gender	N/A
Polarization	Linear	Mechanical Specification	
3dB Beamwidth, E-Plane, Typ (Deg.)	49	Figure	A Type
3dB Beamwidth, H-Plane, Typ (Deg.)	44	Body Material	Al
Cross Pol. Isolation, Typ (dB)	35	Finish	Chemical Conversion Coating, Gray Paint
VSWR, Typ	1.50:1	Size, W (mm)	37
		Size, H (mm)	33.3
		Size, L (mm)	62
		Weight, (kg)	0.025

Additional Information

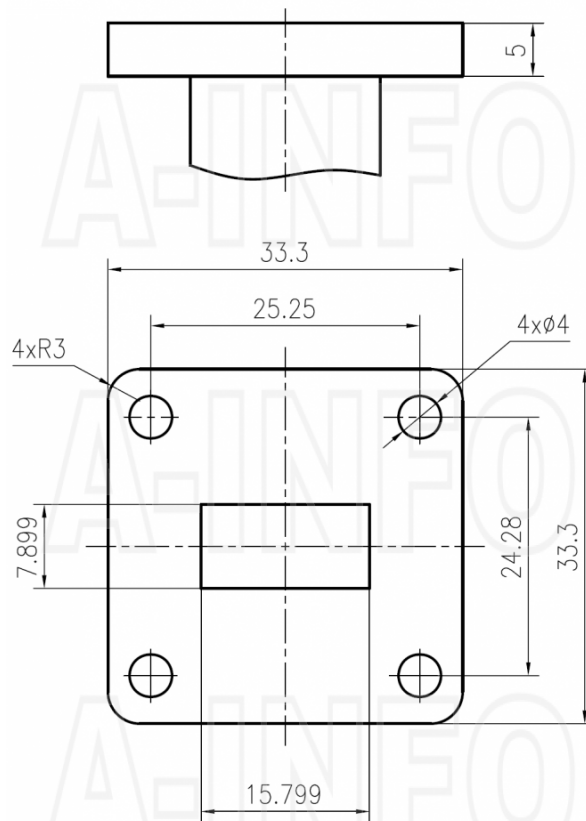
Application	Outdoor, Waterproof and Dustproof, Fixed	Solution for	Gain Reference Antenna Measurement Reflector Feed Far-field Measurement System Intergration Material Measurement
-------------	--	--------------	---

Outline Drawing

FBP140 Output With Radome (Option, P/N: LB-62-10-ASPO, Outdoor Application)



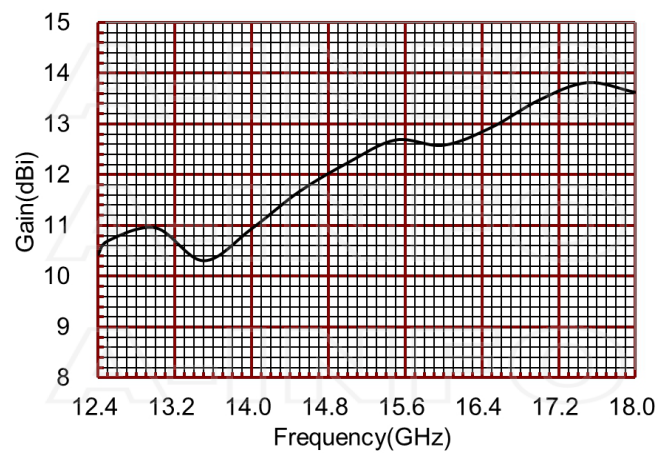
Flange Drawing



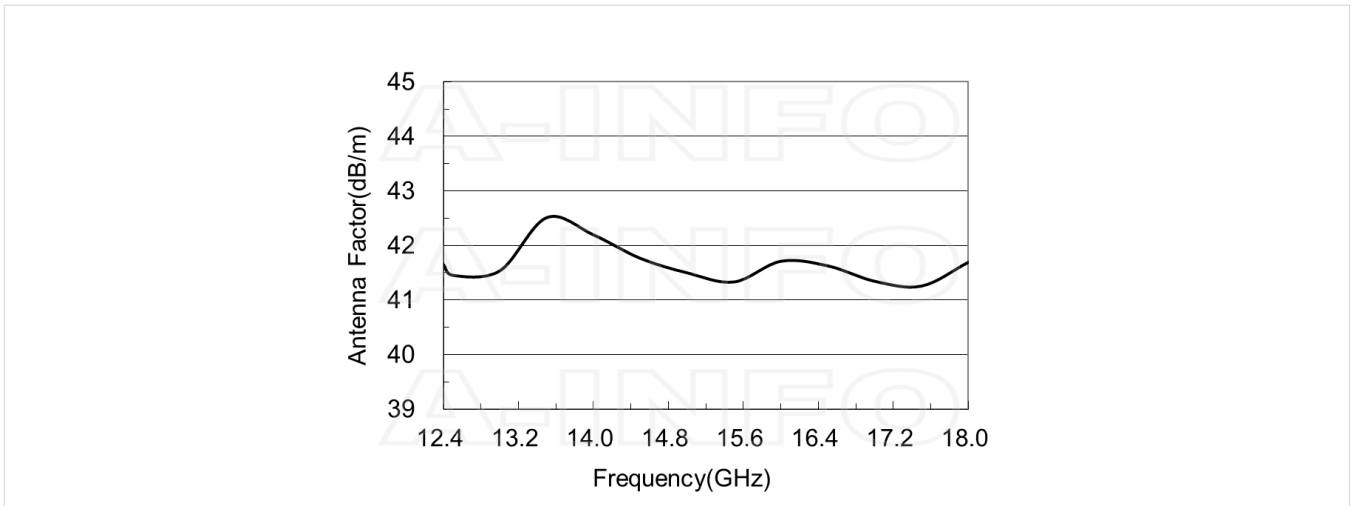
FBP140

Typical Test Results

Gain



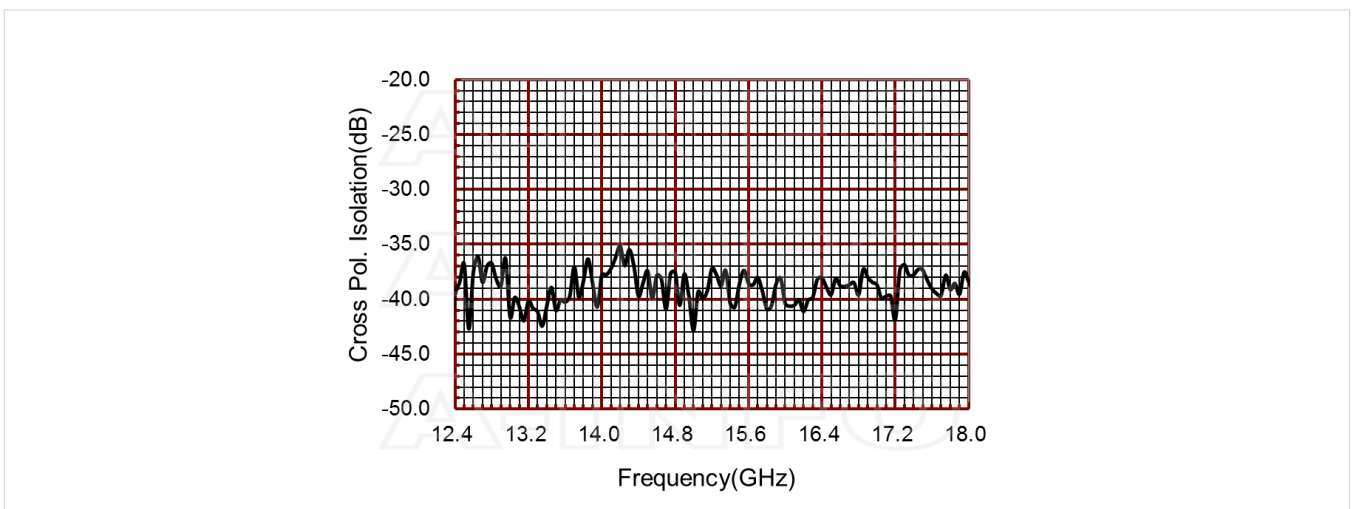
Antenna Factor



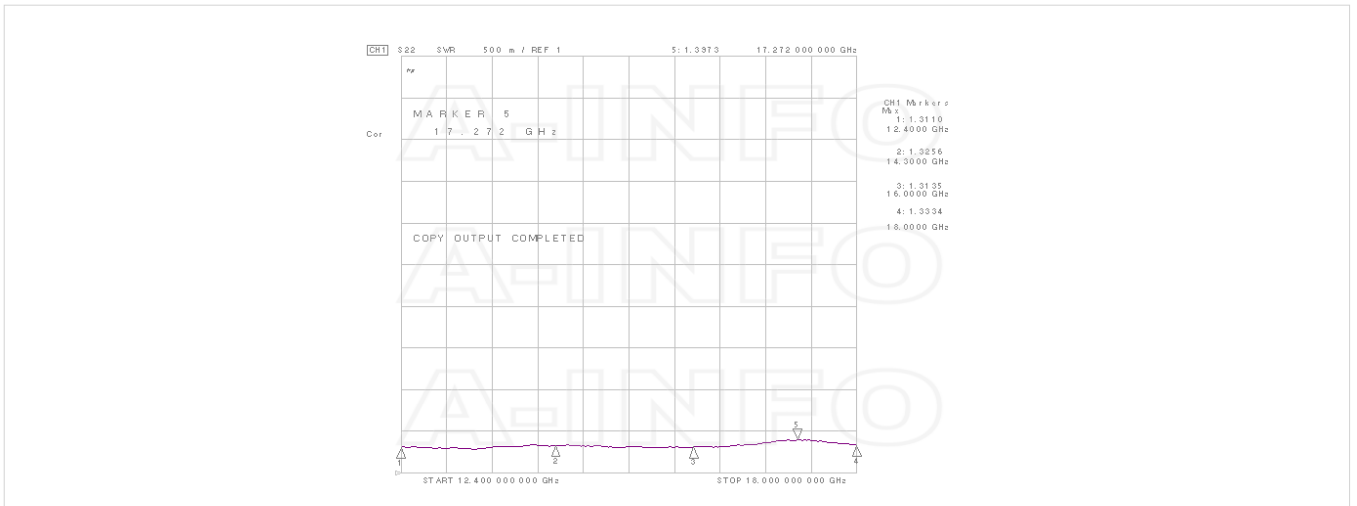
Antenna Factor (Table)

Frequency(GHz)	Gain(dBi)	Antenna Factor(dB/m)
12.4	10.43	41.65
12.5	10.70	41.45
13.0	10.95	41.54
13.5	10.31	42.51
14.0	10.94	42.19
14.5	11.67	41.76
15.0	12.23	41.50
15.5	12.68	41.33
16.0	12.58	41.71
16.5	12.93	41.63
17.0	13.48	41.34
17.5	13.81	41.26
18.0	13.62	41.69

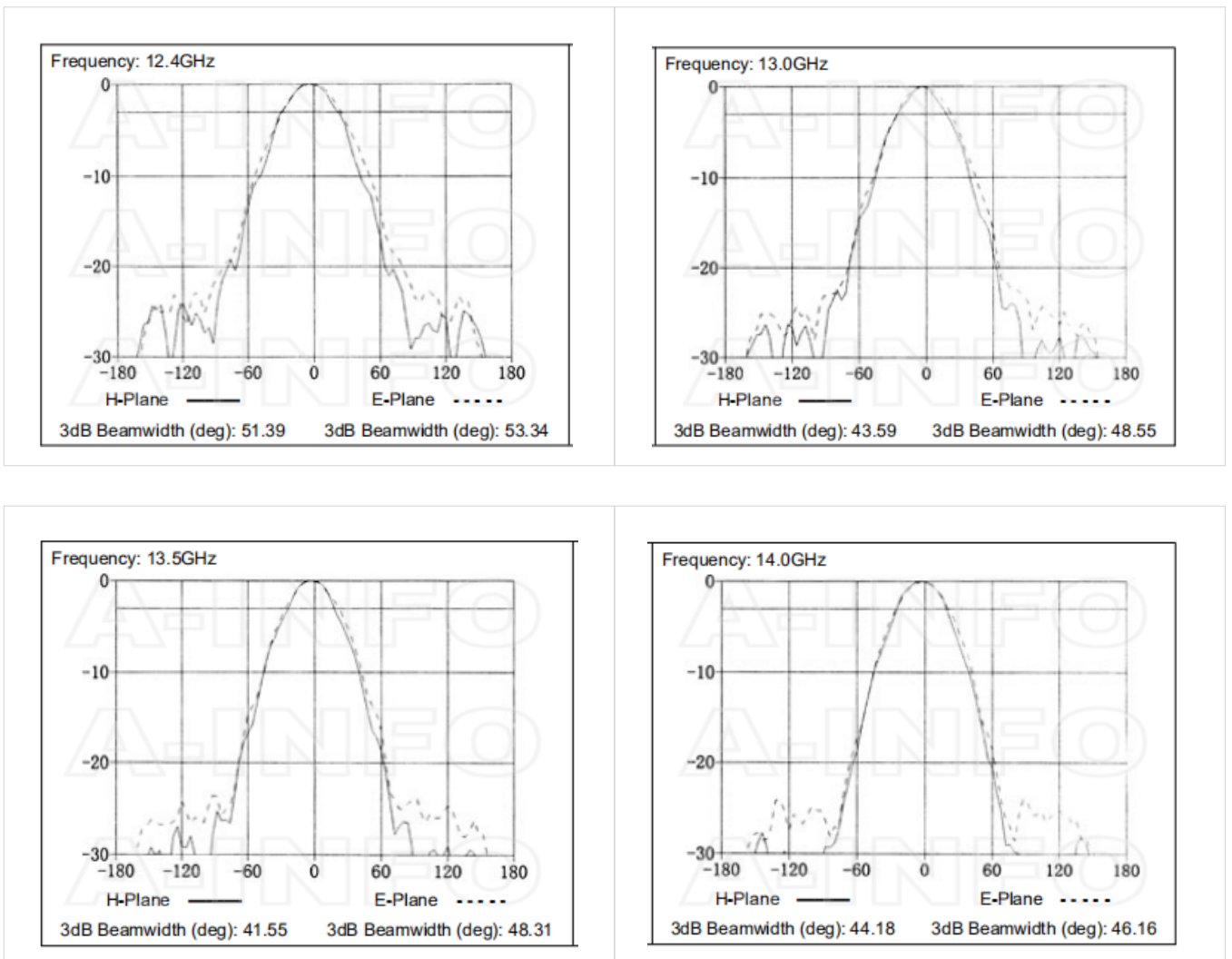
Cross Polarization Isolation

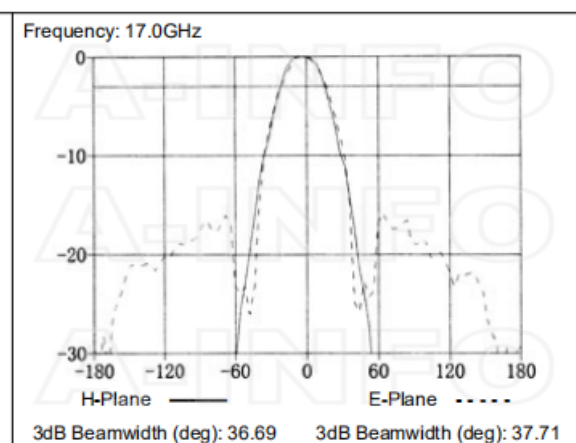
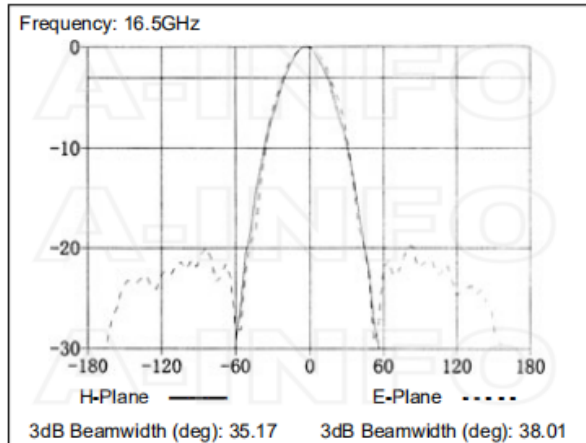
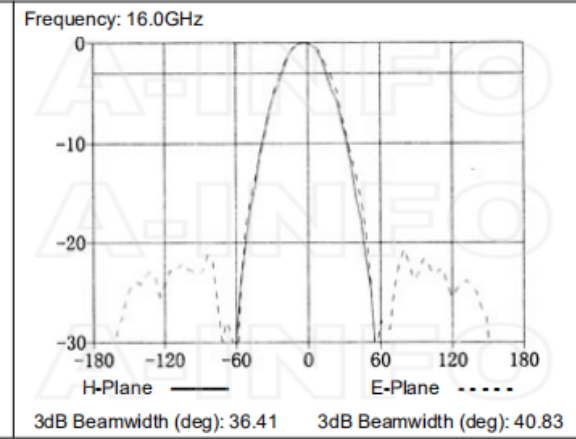
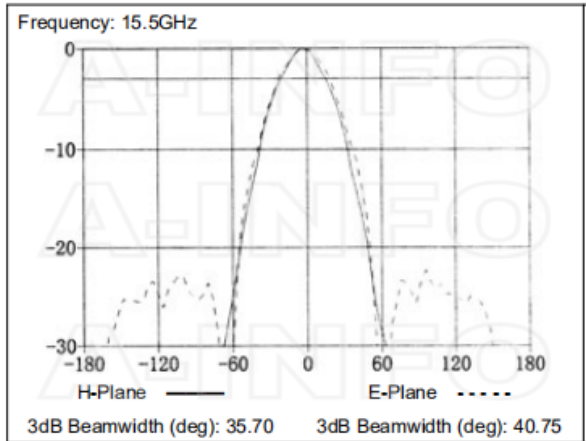
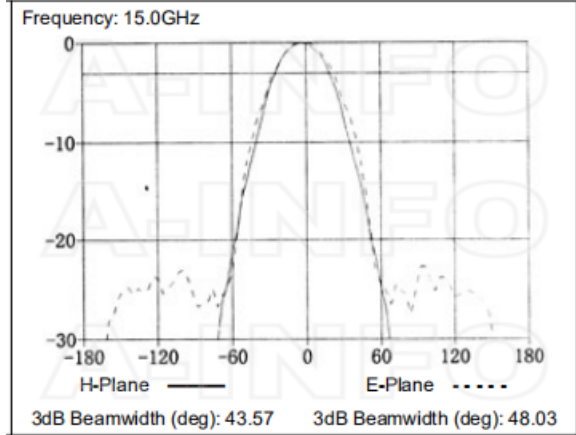
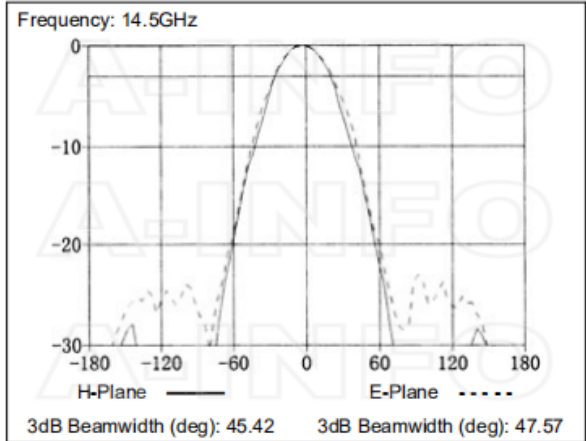


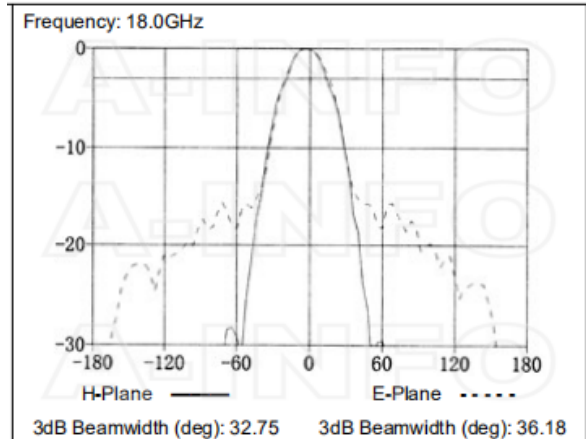
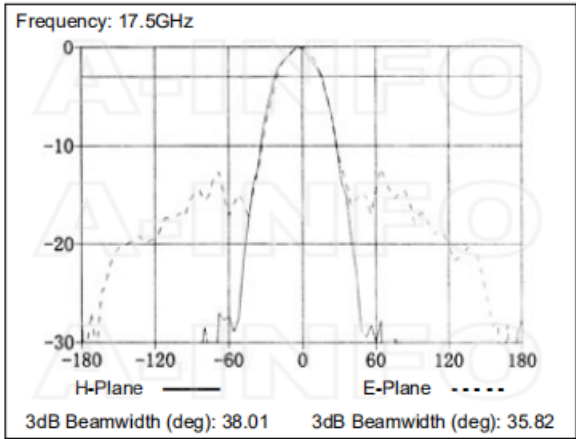
VSWR



Pattern







Related Products



62WCAN Right Angle Rectangular Waveguide to Coaxial Adapter 12.4-18GHz WR62 to N Type Female



62WCANM Right Angle Rectangular Waveguide to Coaxial Adapter 12.4-18GHz WR62 to N Type Male




62WCAS Right Angle Rectangular Waveguide to Coaxial Adapter 12.4-18GHz WR62 to SMA Female



62WCASM Right Angle Rectangular Waveguide to Coaxial Adapter 12.4-18GHz WR62 to SMA Male



62WCAT Right Angle Rectangular Waveguide to Coaxial Adapter 12.4-18GHz WR62 to TNC Female



62WCATM Right Angle Rectangular Waveguide to Coaxial Adapter 12.4-18GHz WR62 to TNC Male



62WCA7 Right Angle Rectangular Waveguide to Coaxial Adapter 12.4-18GHz WR62 to 7mm



62WCA3.5 Right Angle Rectangular Waveguide to Coaxial Adapter 12.4-18GHz WR62 to 3.5mm Female



62WCA3.5M Right Angle Rectangular Waveguide to Coaxial Adapter 12.4-18GHz WR62 to 3.5mm Male



62WCAK Right Angle Rectangular Waveguide to Coaxial Adapter 12.4-18GHz WR62 to 2.92mm Female



62WCAKM Right Angle Rectangular Waveguide to Coaxial Adapter 12.4-18GHz WR62 to 2.92mm Male



62WCA2.4 Right Angle Rectangular Waveguide to Coaxial Adapter 12.4-18GHz WR62 to 2.4mm Female



62WCA2.4M Right Angle Rectangular Waveguide to Coaxial Adapter 12.4-18GHz WR62 to 2.4mm Male



62WECAN Endlaunch Rectangular Waveguide to Coaxial Adapter 12.4-18GHz WR62 to N Type Female



62WECAS Endlaunch Rectangular Waveguide to Coaxial Adapter 12.4-18GHz WR62 to SMA Female



62WECAK Endlaunch Rectangular Waveguide to Coaxial Adapter 12.4-18GHz WR62 to 2.92mm Female




M4x18 Hex_Pack WR112- WR51 Flange Assembly Pack

Similar Products



LB-62-10-A Standard Gain Horn Antenna 12.4-18GHz 10dB Gain Rectangular Waveguide Interface



LB-62-10-C-SF Standard Gain Horn Antenna 12.4-18GHz 10dB Gain SMA Female



LB-62-10-C-SFSPO Standard Gain Horn Antenna 12.4-18GHz 10dB Gain SMA Female



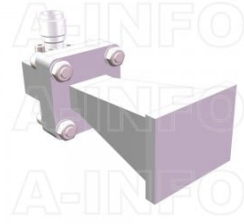
LB-62-10-C-NF Standard Gain Horn Antenna 12.4-18GHz 10dB Gain N Type Female



LB-62-10-C-NFSPO Standard Gain Horn Antenna 12.4-18GHz 10dB Gain N Type Female



LB-62-10-C-TF Standard Gain Horn Antenna 12.4-18GHz 10dB Gain TNC Female



LB-62-10-C-TFSPO Standard Gain Horn Antenna 12.4-18GHz 10dB Gain TNC Female



LB-62-10-C-7 Standard Gain Horn Antenna 12.4-18GHz 10dB Gain 7mm



LB-62-10-C-7SPO Standard Gain Horn Antenna 12.4-18GHz 10dB Gain 7mm



LB-62-10-C-3.5F Standard Gain Horn Antenna 12.4-18GHz 10dB Gain 3.5mm Female



LB-62-10-C-3.5FSPO Standard Gain Horn Antenna 12.4-18GHz 10dB Gain 3.5mm Female

About this Datasheet

<ul style="list-style-type: none"> ● Product Information <p>Product Link: https://www.ainfoinc.com/lb-62-10-aspo-standard-gain-horn-antenna-12-4-18-ghz-10db-gain-fbp140 Data subject to change without notice. © A-INFO INC. 2023. All Rights Reserved</p>	<ul style="list-style-type: none"> ● Contact Us <p>Address:dd 60 Tesla, Irvine, CA 92618, USA</p> <p>Website: www.ainfoinc.com</p> <p>Email: sales@ainfoinc.com</p>	<ul style="list-style-type: none"> ● Phone & Fax <p>Phone: +1-949-639-9688 +1-949-639-9608</p> <p>Fax: +1-949-639-9670</p>
---	--	---